


# Animal Scramble


## **DIRECTIONS**

1. Print one copy of this handout.
2. *Optional: Create your own set of six matching animal cards using the blank page.*
3. Cut along the dotted lines to create slips with one animal on each slip.
4. Hand out one slip to each student.
5. Create enough slips so that there are four to six students with the same animal, depending on how large of a group you have.


**Snake**




**Snake**




**Snake**




**Snake**




**Snake**




**Snake**



**Lion**



**Lion**



**Lion**



**Lion**




**Lion**




**Lion**




**Cat**




**Cat**




**Cat**




**Cat**




**Cat**




**Cat**




**Dog**




**Dog**




**Dog**




**Dog**



**Dog**



**Dog**



**Frog**



**Frog**



**Frog**



**Frog**




**Frog**



**Frog**



**Owl**



**Owl**



**Owl**



**Owl**




**Owl**




**Owl**




**Horse**




**Horse**




**Horse**



**Horse**



**Horse**



**Horse**

